

# LONGER

A Halma company

For Pharma &  
Industrial Applications



dPOFLEX BP02  
Stainless Steel Housing



dPOFLEX GP02  
Cast Aluminum Housing

## Industrial Peristaltic Pump

dPOFLEX®

CE IP66

- Available in stainless steel housing and cast aluminum housing for a variety of applications
- IP66 for wet and dusty environment
- Supporting fieldbus communication control, digital signal control, analog signal control, and pump status output
- Three-level user access management, with electronic signature and audit trail functions, meets FDA 21CFR Part 11 requirements
- Various sensors: tubing compressed detection, actual flow rate measurement, fluid pressure measurement, for predictive maintenance

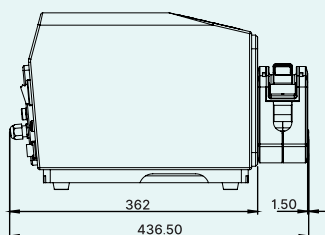
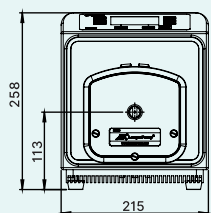
## Specification

Pump drive model	dPOFLEX GP02	dPOFLEX BP02
Housing material	Cast aluminum	304sst
Speed range	1rpm-300rpm, CW/CCW	
Speed resolution	0.1rpm	
Display	3.5 inch LCD, Chinese or English	
Clock function	Clock can be set for log record, and displayed on the running screen	
Work mode	Flow rate mode, dispensing mode, calibration mode	
Flow rate mode	Pump runs continuously at the set flow rate, and displays flow rate and pump speed on the screen	
Flow rate setting range	1.0ml/min-9.0L/min (depends on pump head and tubing)	
Dispensing mode	Pump repeats the dispensing at set volume, cycles, interval time and back suction parameter, and displays single volume, total volume, dispensed cycles/target cycles on screen	
Volume of single dispense	1.0mL-225L (depends on pump head and tubing)	
Dispensing cycles	1-9999 and unlimited	
Interval time	1s-9999s	
Calibration function	Improve the flow rate and dispensing volume accuracy	
Control mode	Keypad control, external signal control and communication control	
Communication control	Interface: RS485, Profibus(optional) Protocol: Modbus RTU, Profibus DP(optional)	Interface: RS485, Industrial Ethernet(optional) or Profibus(optional) Protocol: Modbus RTU, Modbus TCP/IP(optional), Profibus DP (optional)
External control	Speed control signal: 0-5V, 0-10V, 0-10kHz, 4-20mA Start/stop, direction control: 5V-24V logic level signal or relay signal (dry contact)	
Status output	Running/stop, fault status: relay signal (dry contact)	Pump Speed: frequency signal Running/stop, fault status: relay signal (dry contact)
Tubing compressed detection	The pump will automatically stop when detects the tubing is not compressed well, and an alarm message will be promoted. The function can be enabled and disabled.	
Actual flow rate measurement	Measure and display the flow rate by connecting ultrasonic flow meter (optional)	
Fluid pressure measurement	Measure and display the fluid pressure inside the tubing by connecting pressure sensor (optional)	
Pump status when power on	Pump stops or runs in the flow rate mode. Pump stops in the dispensing mode	
Keypad lock function	Enable the keypad lock function to lock the keypad automatically after 20s standby, (start/stop key will not be locked)	
User access control	Three levels of user accesses (administrator, technician, operator)	
Electronic signature and audit trail	Meet the requirement of FDA 21CFR Part 11	
Log record	Record 90 days operation history, and can be exported directly	
Support IQ/OQ	Meet GMP requirement	
Certificate	CE, UKCA EN 61010-1:2010, EN IEC 61010-2-201; EMC EN IEC61000-6-2, EN IEC 61000-6-4	
Dimension(LxWxH)	215 x 358 x 243mm (drive only)	215 x 362 x 258mm (drive only)
Power supply	AC100-240V/115W 50/60Hz	
Operating condition	Temperature: 5°C-40°C, relative humidity≤100%	
IP rating	IP66	
Weight (drive only)	≤10.4kg	≤10.5kg

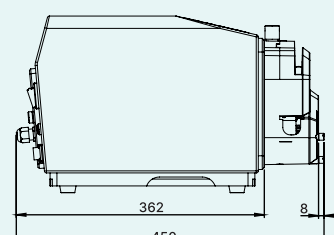
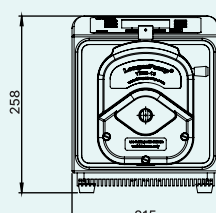
Product Model(Product Code)	Pump Head	Roller Number	Tubing	Reference Max. Flow Rate (L/min)
dPOFLEX GP02 (05.02.83A) dPOFLEX BP02 (05.02.84A)	YZ35-13	3	26#	2
			73#	4
			82#	6.5
	KZ35-13	3	82A#	8
			26#	2
			73#	4
			82#	6.5
			184#	9

## Outline Dimension

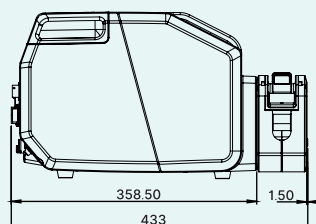
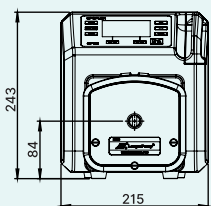
BP02+KZ35



BP02+YZ35



GP02+KZ35



GP02+YZ35

