



BZ Pump Head Tubing Loading Instruction (with Loading Key)


1. Open the pump head housing. Fit one end of the tubing into the tubing slot of pump head housing.



2. Hold the tubing with loading key, turn the key carefully and feed the tubing into the working position. Then fit the other end of the tubing into the other slot of housing. Do not twist the tubing.



3. Remove the key, and put the housing back. Tighten the tubing properly by hand, then turn the rotor by key to move the tubing to the center position of the roller.



4. Turn the slot of pump head shaft to the right position for mounting on the pump drive.



