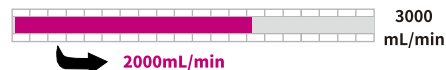


# General Dispensing Pump

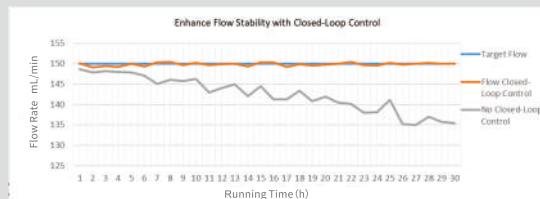
Max. Flow Rate



## GD200-1C



Works with a flow meter to enable closed-loop automatic flow calibration in continuous mode, making it an ideal choice for long-duration uninterrupted flow reactors.



- The display features three distinct colored work modes: continuous mode, time mode, volume mode (dispensing mode).
- The touchscreen combined with the physical buttons ensures simple, smooth, and reliable operation.
- The embedded flow meter closed-loop control algorithm enables stable constant-flow delivery with ease.
- Supports voice control, freeing the hands for contactless operation.
- Low noise design ensures a comfortable operating environment.
- Three-level user access with exportable log records provides reliable data for traceability, quality audits, and compliance.


Product model	<b>GD200-1C</b>
Speed range	0.01-200rpm
Speed resolution	0.01rpm (<100rpm) ; 0.1rpm (≥100rpm)
Speed accuracy	±0.1%
Dispensing volume	0.001-9999, Optional units: uL, mL, L
Dispensing count	0-999999, 0 for unlimited
Interval time	0.1s-9999h
Running time	0.1s-9999h
Calibration function	Flow rate calibration, volume calibration, auto-calibration with a flow meter (optional)
Display	5-inch color LCD screen shows parameters and statuses, such as pump speed, flow rate, time, volume, etc.
Running direction	Clockwise and counterclockwise
Work mode	1. Continuous mode: displays the pump speed or flow rate. 2. Time mode: supports repeatable time based dispensing. 3. Volume mode: supports repeatable volume based dispensing.
Control mode	Touchscreen+ keypad control; foot switch / handheld dispenser control; external signal control; communication control
External control	Start/stop control, direction control: 5V-24V logic level signal or relay signal (dry contact) Speed control: 4-20mA, 0-5V, 0-10V, 0-10kHz, the signal range and speed range can be configured on the pump.
Communication control	RS485 interface, Modbus RTU protocol or Longer OEM protocol
Status outputs	Pump speed: 10Hz/rpm, OC gate frequency signal. Running/stop: 24VDC/ 0.1A relay, open for stop. Running direction: 24VDC/ 0.1A relay, close for clockwise. Other alarms: 24VDC/ 0.1A relay, close for alarms.
Parameter recipes	100 dispensing parameter recipes can be saved and recalled easily in the volume mode.
Voice control	Control the pump start, stop/pause, direction, and full-speed operation via voice commands.
Scheduled start	Automatic countdown and start at a preset time (up to 99h 59min 59s)
User access control	Three-level user access management, configurable to enable or disable
Log record	Logs can be recorded, reviewed and exported. Up to 4,000 log entries can be stored on the pump.
Key & screen lock	The physical buttons and the touchscreen can be locked to prevent misoperation.
Pump status when powered up	The pump defaults to a stopped status on power-up. In continuous mode, the pump can be configured to resume the status before power-off.
Prime	Fast filling or emptying at a user-configurable max speed.
Power supply	AC100-240V 50/60Hz
Power consumption	60W
Noise(@ 1 meter)	≤55dB (A)
IP rating	IP32
Dimensions (LxWxH)	305mm×190mm×201mm
Weight (drive only)	5.5kg
Operating condition	Environment temperature: 0°C-40°C, relative humidity: <80%

Pump Head	Tubing	Max Flow Rate Reference (mL/min) (Single Channel)
(1, 2, 3, 4) *YZ1515X (3rollers)	13# 14# 19# 16# 25# 17# 18#	730
(1, 2, 3, 4) *YZ1515X (6rollers)	13# 14# 19# 16# 25# 17# 18#	320
(1, 2, 3, 4) *YZ2515X	15# 24#	530
(1, 2, 3, 4) *YZ15-13X (YZ II 15)	13# 14# 19# 16# 25# 17# 18#	730
(1, 2) *YZ25-13X (YZ II 25)	15# 24# 35# 36#	1000
(1, 2) *DMD15-13	13# 14# 19# 16# 25#	690
FG15-13	13# 14# 19# 16# 25# 17# 18#	800
FG25-13	15# 24#	730
KZ25-13	15# 24# 35# 36#	2000
PFH01	(ID0.5-3.2)*1.6mm; See operation manual for details.	90
PFH02	(ID0.6-4.8)*2.4mm; See operation manual for details.	523
DG-1/2/4/6/8/12/16/24 (6rollers)	ID≤3.17mm; Wall Thickness 0.8mm-1.0mm	48@100rpm
DG-1/2/4/6/8/12/16/24 (10rollers)	ID≤3.17mm; Wall Thickness 0.8mm-1.0mm	32@100rpm
DG15-24	16# 25# 17#	600
DG15-28	ID≤3.17mm; Wall Thickness 0.8mm-1.0mm 13# 14#	75@100rpm
DG15-48	ID≤3.17mm; Wall Thickness 0.8mm-1.0mm 13# 14#	75@100rpm

# Portable Dispenser

## PD-XX

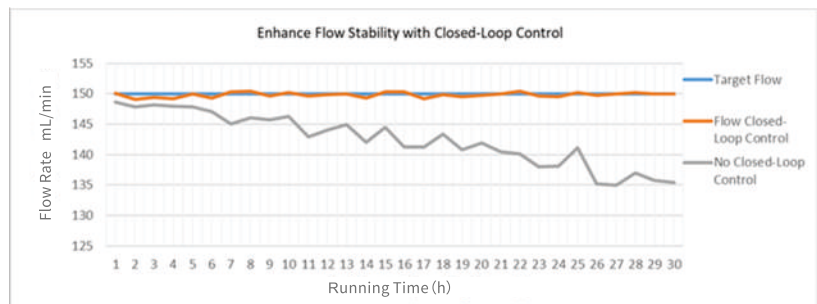
- Ideal for low-volume dispensing. Provides the same functionality as a foot-switch and can be magnetically attached to the side bracket of the pump drive to avoid contaminating the tubing outlet.
- The handheld dispenser contains an internal magnet and is not suitable for applications involving magnetically sensitive media.
- The tubing or stainless steel filling needle can be securely clipped into the handheld dispenser.



Accessory	Model	Product Code	Tubing No.	Note
Bracket	PD-XX	05.45.90A	/	Mounted to the side of the pump drive
Dispenser	PD-13	05.46.14A	13#	3.5mm audio jack Cable length: 2 m
	PD-14	05.46.14B	14#	
	PD-19	05.46.14C	19#	
	PD-16	05.46.14D	16#	
	PD-25	05.46.14E	25#	
	PD-17	05.46.14F	17#	
	PD-15	05.46.14G	15#	
	PD-24	05.46.14H	24#	
Filling needle (optional)	0.6×2×60	05.46.35A	13#,14#	Material: 316 Stainless Steel
	1×3×60	05.46.35B	19#	
	4×6×60	05.46.35C	16#,25#,15#	
	5×8×60	05.46.35D	17#,24#	

## Flow Meter Feedback Kit

Supplied and installed as one set: Controller, flow sensor and clamp assembly.  
The accessory corresponds to the specific tubing size.



Controller	Flow sensor	Clamp assembly	Tubing
FD-XA1 05.49.57A	FD-XS1 05.49.56A	FD-XC1R2 05.49.55A	13# 14#
	FD-XS8 05.49.56B	FD-XC8R1 05.49.55B	19#
		FD-XC8R2 05.49.55C	16#
		FD-XC8R3 05.49.55D	25#
	FD-XS20 05.49.56C	FD-XC20R1 05.49.55E	15#
		FD-XC20R2 05.49.55F	17#
		FD-XC20R3 05.49.55G	35#
FD-XC20R4 05.49.55G		35#	